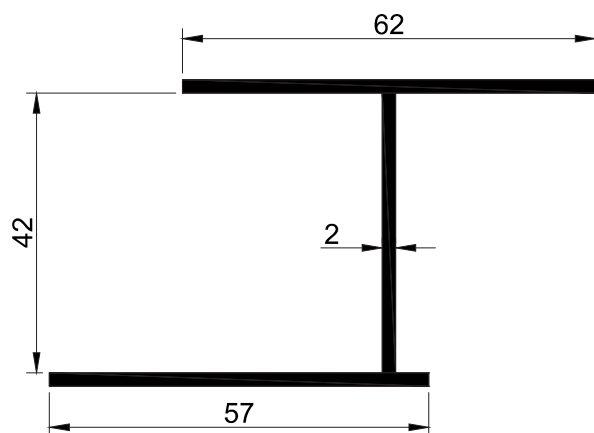
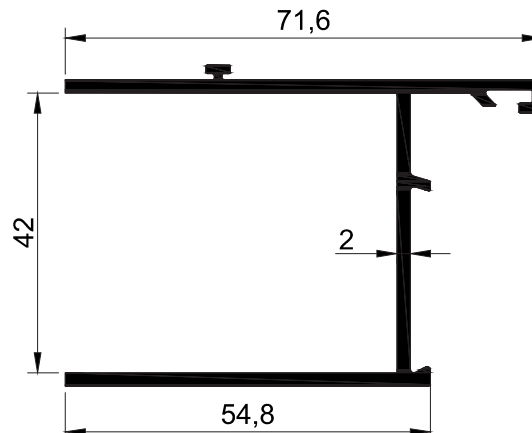


PANEL SYSTEM

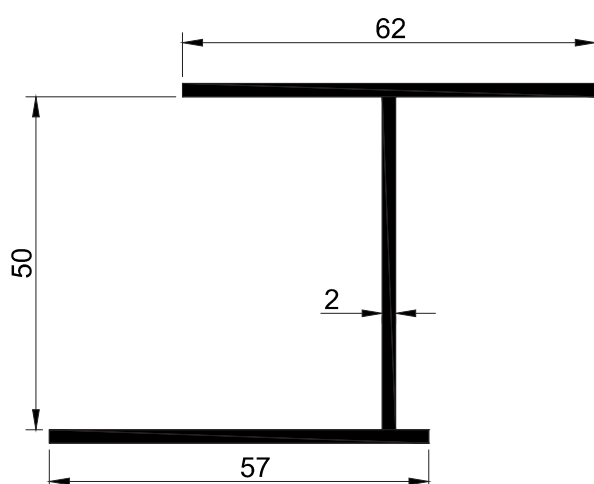
SYSTEM PROFILES



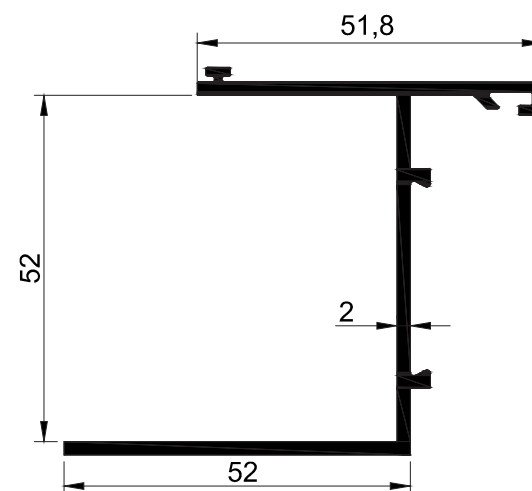
T2900 - 0.880 kg/mt



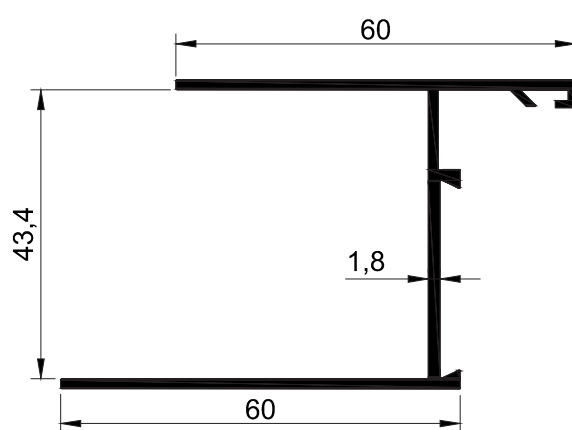
T2932 - 0.981 kg/mt



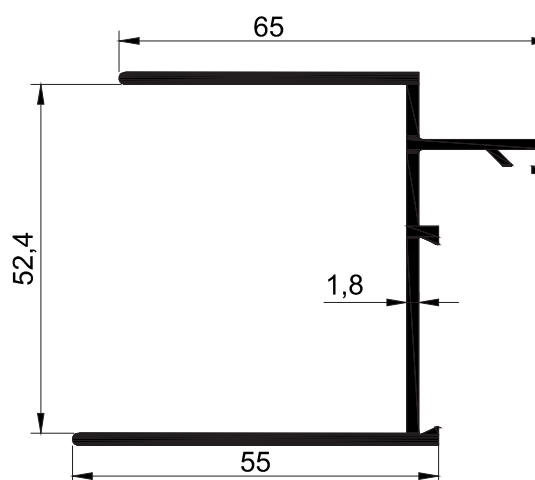
T2866 - 0.923 kg/mt



T2933 - 0.928 kg/mt



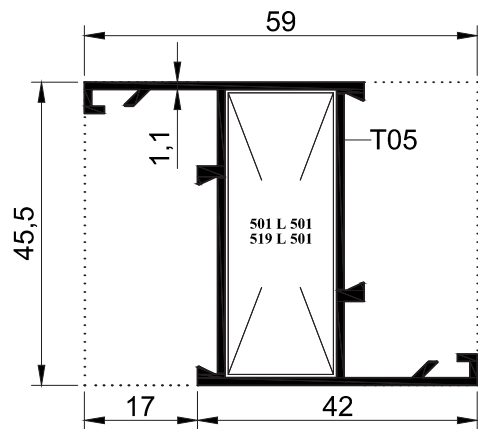
T2867 - 0.735 kg/mt



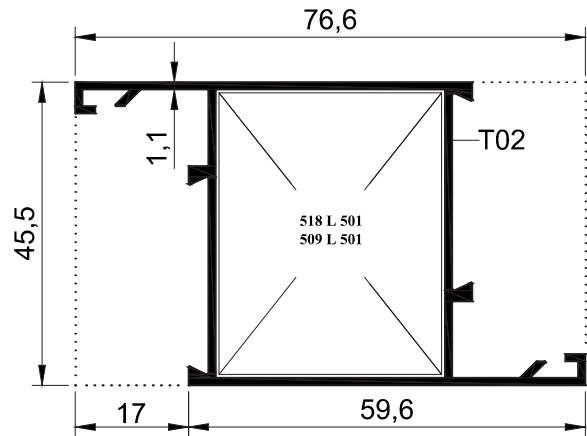
T2934 - 0.875 kg/mt

PANEL SYSTEM

VENT PROFILES



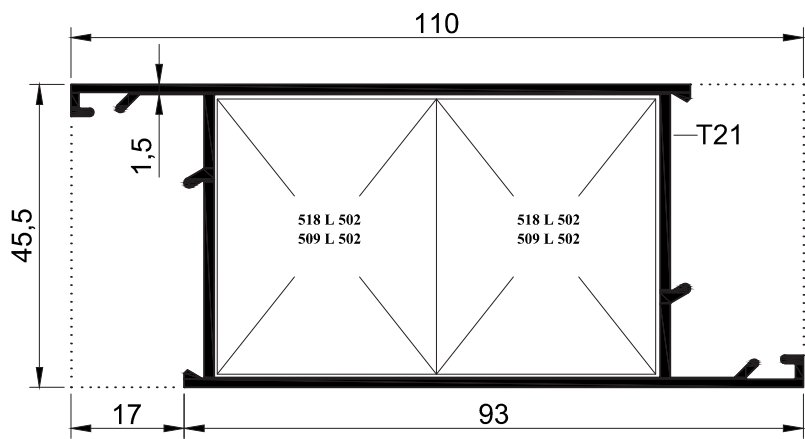
A45 Z 01 - 0.600 kg/mt





A45 Z 02 -1.1mm.-0.680 kg/mt

A45 Z 02 -1.5mm.-0.893 kg/mt

A45 Z 02 -2.0mm.-1.098 kg/mt

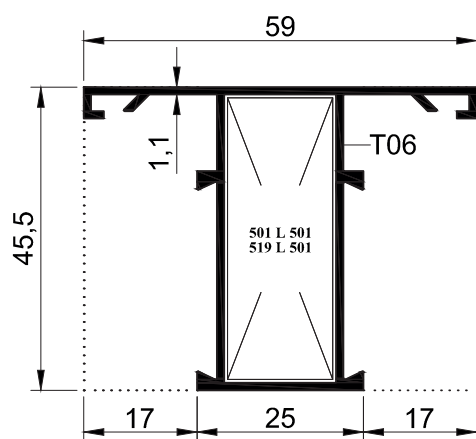


A45 Z 03 - 1.265 kg/mt

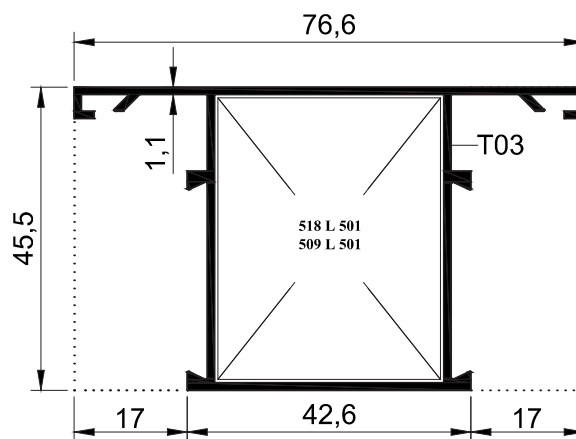
Profile Code	 Corner PR. Code	CUTTING MEAS. mm	 Accessory Code
A45 Z 01	L 501	43,0	501 L 501
	L 519	43,0	519 L 501
A45 Z 02	L 509	43,0	509 L 501
	L 518	43,0	518 L 501
A45 Z 03	L 509	42,0	509 L 502
	L 518	42,0	518 L 502

PANEL SYSTEM

MULLION PROFILES



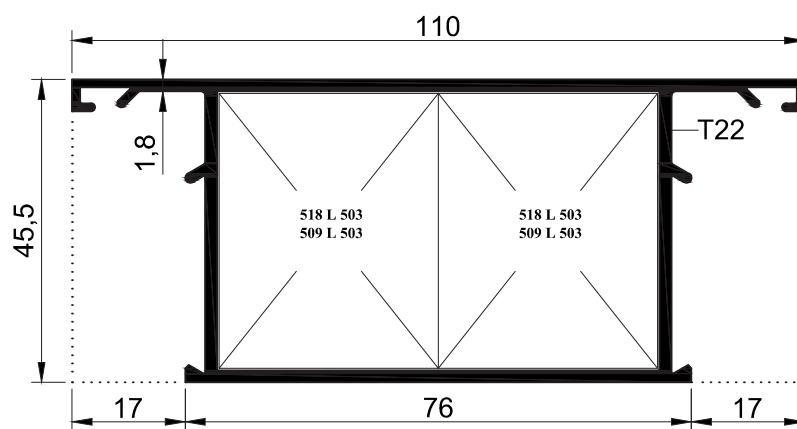
A45 T 01 - 0.600 kg/mt



A45 T 02 -1.1mm.-0.680 kg/mt

A45 T 02 -1.5mm.-0.893 kg/mt

A45 T 02 -2.0mm.-1.098 kg/mt

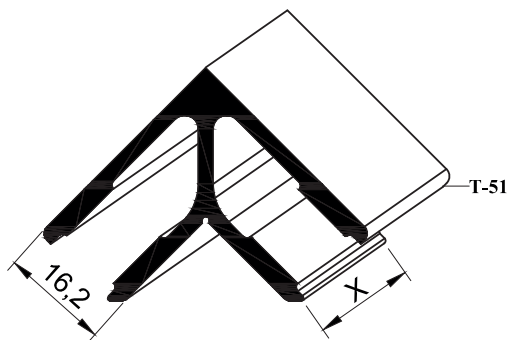


A45 T 03 - 1.340 kg/mt

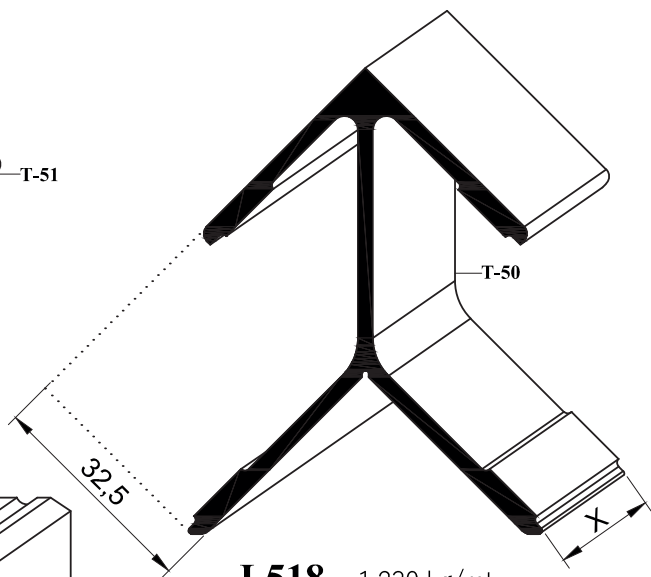
Profile Code	Corner PR. Code	CUTTING MEAS. mm	Accessory Code
A45 T 01	L 501	43,0	501 L 501
	L 519	43,0	519 L 501
A45 T 02	L 509	43,0	509 L 501
	L 518	43,0	518 L 501
A45 T 03	L 509	41,5	509 L 503
	L 518	41,5	518 L 503

PANEL SYSTEM

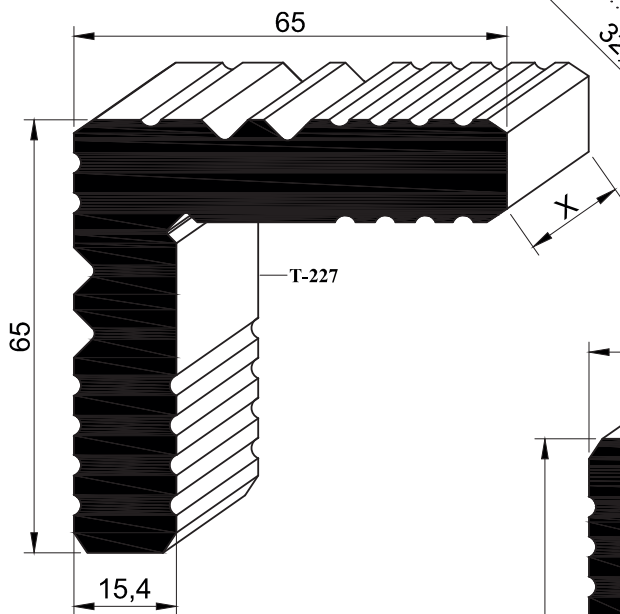
CONNECTION PROFILES



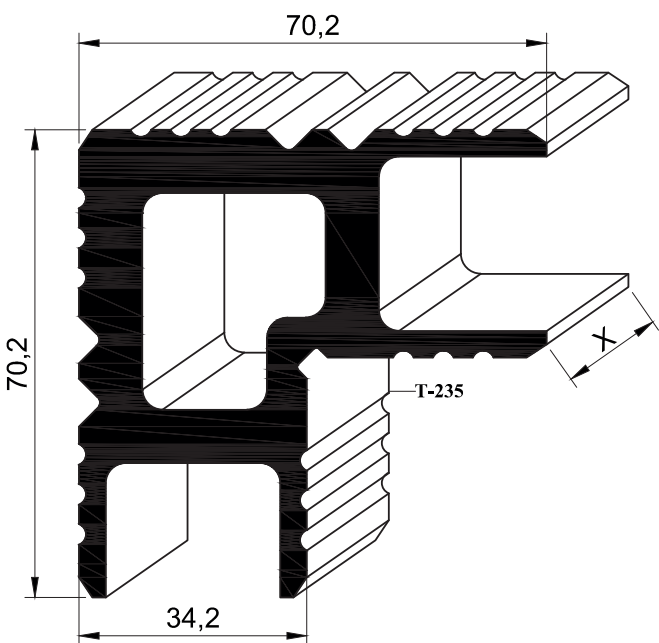
L519 - 0.620 kg/mt



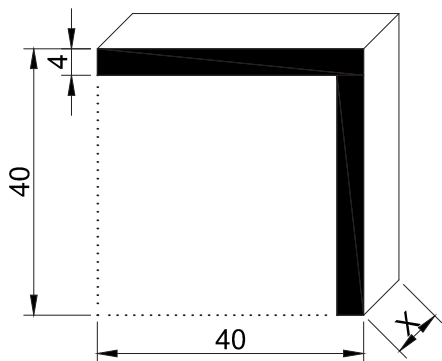
L518 - 1.230 kg/mt



L501 - 4.460 kg/mt





L509 - 4.300 kg/mt



T505-4 - 0.820 kg/mt

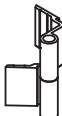
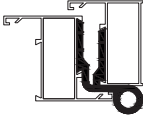
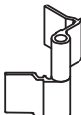
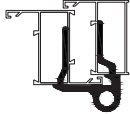

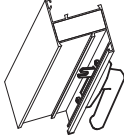



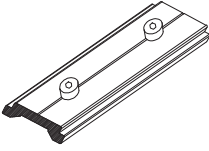

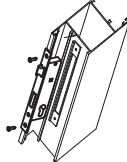

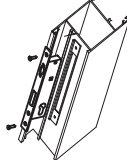

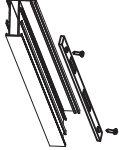


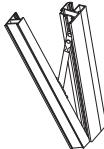
PANEL SYSTEM

CONNECTION CUT PROFILES

Profile Code	 Corner PR. Code	CUTTING MEAS. mm	 Accessory Code
T2865	T 505-4	41,5	T 505-4-41,5
T2866	T 505-4	43,5	T 505-4-43,5
T2867	T 505-4	43,0	T 505-4-43,0
T2932	T 505-4	41,5	T 505-4-41,5
T2933	T 505-4	51,5	T 505-4-51,5
T2934	T 505-4	52,0	T 505-4-52,0
A45 Z 01	L 501	43,0	501 L 501
	L 519	43,0	519 L 501
A45 Z 02	L 509	43,0	509 L 501
	L 518	43,0	518 L 501
A45 Z 03	L 509	42,0	509 L 502
	L 518	42,0	518 L 502
A45 T 01	L 501	43,0	501 L 501
	L 519	43,0	519 L 501
A45 T 02	L 509	43,0	509 L 501
	L 518	43,0	518 L 501
A45 T 03	L 509	41,5	509 L 503
	L 518	41,5	518 L 503

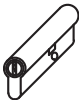
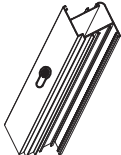


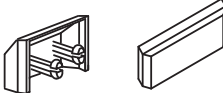
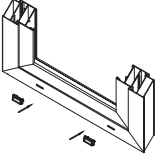



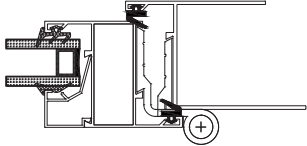


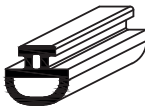
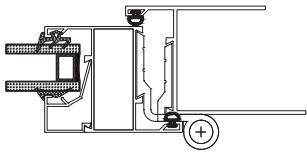

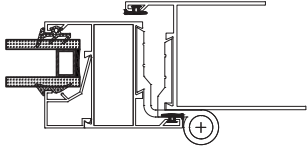

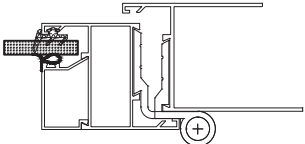
PANEL SYSTEM

SYSTEM ACCESSORIES

Drawing	Code	Place Of Application
 T56-T57	Aldox SZ Hinge SZA 10103001	
 T58-T59	Aldox Hine With Joint SZA 10105001	
	Axio Handle SZA 09108001	
	Adjusted Counters SZA 52012001	
	Rod Pin SZA 16007020 SZA 16007001	
	Mortise Lock 25 mm. SZA 20111225	
	Mortise Lock With Roller 25 mm. SZA 20112225	
	Striker Mortise SZA 12101001	
	Striker Roller Lock SZA 12102001	
	Transom Scissor SZA 58110001 SZA 58111301	

PANEL SYSTEM

SYSTEM ACCESSORIES

Drawing	Code	Place Of Application
	Cylinder SZA 18102090	
	Savio Slide SZA 14101001 SZA 14102001	
	Drain Cover SZA 16009001	
	SZ-N1 Outer Glass Gasket SZA 26570001	
	SZ-N2 Wing Gasket SZA 26570002	
	Inner Glass Gasket SZA 26520001- 1mm SZA 26520002- 2 mm SZA 26520003- 3 mm SZA 26520004- 4 mm SZA 26520005- 5 mm SZA 26520006- 6 mm	
	SI-4.2 Wing Gasket	
	Aldox Wing Gasket SZA 26020001 SZA 26020002	
	Hose Gasket SZA 26530003- 3 mm SZA 26530004- 4 mm SZA 26530006- 6 mm	

PANEL SYSTEM

GLAZING BEAD PROFILES

