


MPA-40S

22W Motorcycle PA System with SIREN



FEATURES

- Easy to install in Police Motorcycle.
- 12V Motorcycle Battery operation
- All ABS body, sturdy yet lightweight
- Built-in Siren, Two Tone selectable through switch.
- Clear sound, long range & efficient
- Microphone with Press-to-Talk Switch and separate volume control

SPECIFICATIONS

Power Output : 16W Rated / 22W Max.


Voice Range : Approx. 500m

Power Source : 12V DC Motorcycle Battery

Microphone : Close Speaking
(MM-60M with coiled cord)

Dimensions : Control Unit: W125 × H95 × D120 mm
Horn Speaker: Dia 170 × L190 mm

Weight : Control Unit with MIC 730g
Horn Speaker 1.95kg



Motorcycle PA System

MPA-40S

Motorcycle PA System is having following three parts:

1. Horn Speaker
2. Control Unit
3. Microphone

Horn speaker is fitted on leg guard of motorcycle. Control Unit is fitted on handle bar of Motorcycle and Microphone is attached to this Control Unit.

Two core grey cable coming out of the control unit is for connecting the system to battery of motorcycle. Red wire to +ve terminal and Black wire to -ve terminal of battery. Three core Black cable from control unit is for "Light" to be connected with this system. Black wire is -ve, Green wire for flashing and Red wire for blinking lights.

Microphone Operation:

Ahuja MM-60M is the most suitable and is wired as per requirement of this system. It has following special features:

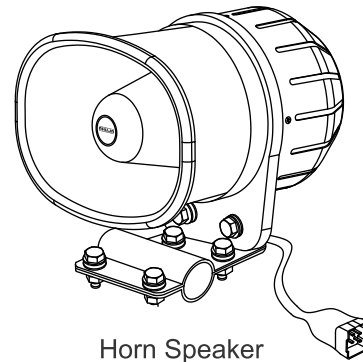
1. It gives distinctive clean sound even when used in close-to-lip position, which is an important requirement in noisy surroundings.
2. The howling and feedback is suppressed.
3. It is provided with press-to-talk switch.

To activate the system, connect the grey cable to motorcycle battery as explained above, press the Talk Switch on the Microphone. Keep the microphone as close as possible to your lips and adjust the Volume Control to the desired level without causing any howling or feedback and make announcements. Microphone will be OFF moment you release the TALK switch.

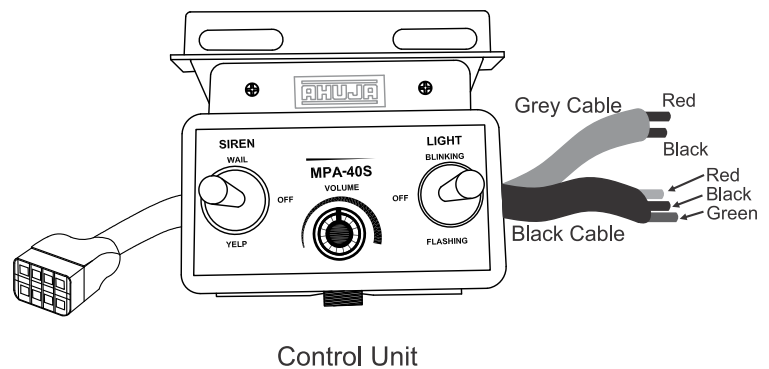
Siren Operation

Select the siren tone using the siren switch to either side as per requirement WAIL or YELP, it will give full output. Volume control has no effect on siren output.

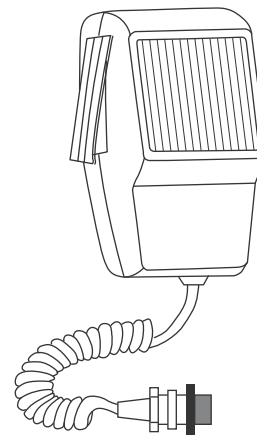
To switch OFF siren keep the siren switch to OFF position i.e., center position.



Horn Speaker



Control Unit



Microphone